

**LOWER CONNECTICUT RIVER VALLEY
COUNCIL OF GOVERNMENTS**

**AUDITED FINANCIAL STATEMENTS,
SUPPLEMENTARY INFORMATION AND
FEDERAL AND STATE SINGLE AUDIT REPORT**

FOR THE YEAR ENDED JUNE 30, 2017

**LOWER CONNECTICUT RIVER VALLEY COUNCIL OF GOVERNMENTS
TABLE OF CONTENTS
FOR THE YEAR ENDED JUNE 30, 2017**

	<u>Page</u>
INDEPENDENT AUDITORS' REPORT	3
MANAGEMENT'S DISCUSSION AND ANALYSIS	6
BASIC FINANCIAL STATEMENTS	
Government-wide and Fund Financial Statements	
Governmental Funds Balance Sheet/Statement of Net Position	14
Governmental Funds Statement of Revenues, Expenditures and Changes in Fund Balances/Statement of Activities	15
Notes to the Financial Statements.....	16
REQUIRED SUPPLEMENTARY INFORMATION	
Budgetary Comparison Schedule - General and Special Revenue Funds.....	27
Notes to Required Supplementary Information	28
OTHER SUPPLEMENTARY INFORMATION	
Combining Schedules	
Combining Balance Sheet – Non-Major Governmental Funds	30
Combining Statement of Revenues, Expenditures and Changes in Fund Balances - Non-Major Governmental Funds	31
Financial Summary for the State of Connecticut Department of Transportation.....	32
REPORT ON COMPLIANCE AND INTERNAL CONTROL	
Report on Internal Control over Financial Reporting and on Compliance and Other Matters Based on an Audit of Financial Statements Performed in Accordance with <i>Government Auditing Standards</i>	34
Federal Report	
Independent Auditors' Report on Compliance with Requirements That Could Have a Direct and Material Effect on Each Major Program, on Internal Control over Compliance in Accordance with OMB Uniform Guidance, and on the Schedule of Expenditures of Federal Awards	36
Schedule of Expenditures of Federal Awards.....	38
Notes to Schedule of Expenditures of Federal Awards	39
Schedule of Federal Findings and Questioned Costs.....	40
State Report	
Independent Auditors' Report on Compliance with Requirements That Could Have a Direct and Material Effect on Each Major Program, on Internal Control over Compliance Required by the Connecticut State Single Audit Act, and on the Schedule of Expenditures of State Financial Assistance	42
Schedule of Expenditures of State Financial Assistance	45
Notes to Schedule of Expenditures of State Financial Assistance.....	46
Schedule of State Findings and Questioned Costs.....	47
Independent Auditors' Report on the Schedule of Indirect Costs.....	49
Schedule of Indirect Costs.....	50
Notes to Schedule of Indirect Costs.....	51



Guiding Successful People

Ansonia
158 Main Street, Suite 301
Ansonia, Connecticut 06401
P: 203-732-2311

Killingworth
166 Route 81
Killingworth, Connecticut 06419
P: 860-663-0110

New Haven
900 Chapel Street, Suite 620
New Haven, Connecticut 06510
P: 203-773-0384

Stratford
2296 Main Street
Stratford, Connecticut 06615
P: 203-377-8473

Principals
John A. Accavallo CPA
Darin L. Offerdahl MBA CPA

Francis H. Michaud Jr. CPA*
Sandra M. Woodbridge CPA*
Dominic L. Cusano MBA CPA*
*indicates retired

Independent Auditors' Report

Board of Directors of
Lower Connecticut River Valley Council of Governments
145 Dennison Road
Essex, CT 06426

Report on the Financial Statements

We have audited the accompanying financial statements of the governmental activities, each major fund, and the aggregate remaining fund information of Lower Connecticut River Valley Council of Governments, as of and for the year ended June 30, 2017, and the related notes to the financial statements, which collectively comprise the Council's basic financial statements as listed in the table of contents.

Management's Responsibility for the Financial Statements

Management is responsible for the preparation and fair presentation of these financial statements in accordance with accounting principles generally accepted in the United States of America; this includes the design, implementation, and maintenance of internal control relevant to the preparation and fair presentation of financial statements that are free from material misstatement, whether due to fraud or error.

Auditor's Responsibility

Our responsibility is to express opinions on these financial statements based on our audit. We conducted our audit in accordance with auditing standards generally accepted in the United States of America and the standards applicable to financial audits contained in *Government Auditing Standards*, issued by the Comptroller General of the United States. Those standards require that we plan and perform the audit to obtain reasonable assurance about whether the financial statements are free from material misstatement.

An audit involves performing procedures to obtain audit evidence about the amounts and disclosures in the financial statements. The procedures selected depend on the auditor's judgment, including the assessment of the risks of material misstatement of the financial statements, whether due to fraud or error. In making those risk assessments, the auditor considers internal control relevant to the entity's preparation and fair presentation of the financial statements in order to design audit procedures that are appropriate in the circumstances, but not for the purpose of expressing an opinion on the effectiveness of the entity's internal control. Accordingly, we express no such opinion.

An audit also includes evaluating the appropriateness of accounting policies used and the reasonableness of significant accounting estimates made by management, as well as evaluating the overall presentation of the financial statements.

We believe that the audit evidence we have obtained is sufficient and appropriate to provide a basis for our audit opinions.

Opinions

In our opinion, the financial statements referred to above present fairly, in all material respects, the respective financial position of the governmental activities, each major fund and the aggregate remaining fund information of the Lower Connecticut River Valley Council of Governments, as of June 30, 2017, and the respective changes in financial position for the year then ended in accordance with accounting principles generally accepted in the United States of America.

Other Matters

Required Supplementary Information

Accounting principles generally accepted in the United States of America require that the management's discussion and analysis and budgetary comparison information on pages 6–12 and 27-28 be presented to supplement the basic financial statements. Such information, although not a part of the basic financial statements, is required by the Governmental Accounting Standards Board, who considers it to be an essential part of financial reporting for placing the basic financial statements in an appropriate operational, economic, or historical context. We have applied certain limited procedures to the required supplementary information in accordance with auditing standards generally accepted in the United States of America, which consisted of inquiries of management about the methods of preparing the information and comparing the information for consistency with management's responses to our inquiries, the basic financial statements, and other knowledge we obtained during our audit of the basic financial statements. We do not express an opinion or provide any assurance on the information because the limited procedures do not provide us with sufficient evidence to express an opinion or provide any assurance.

Other Information

Our audit was conducted for the purpose of forming opinions on the financial statements that collectively comprise the Lower Connecticut River Valley Council of Governments' basic financial statements. The combining and individual non-major fund financial statements, the Overhead Rate Calculation and the Financial Summary for the State of Connecticut Department of Transportation are presented for purposes of additional analysis and are not a required part of the basic financial statements. The Schedule of Expenditures of Federal Awards is presented for purposes of additional analysis as required by U.S. Office of Management and Budget Uniform Guidance, *Audits of States, Local Governments, and Non-Profit Organizations*, and is also not a required part of the basic financial statements.

The combining and individual other fund financial statements, the Overhead Rate Calculation, the Financial Summary for the State of Connecticut Department of Transportation and the Schedule of Expenditures of Federal and State Awards are the responsibility of management and were derived from and relate directly to the underlying accounting and other records used to prepare the basic financial statements. Such information has been subjected to the auditing procedures applied in the audit of the basic financial statements and certain additional procedures, including comparing and reconciling such information directly to the underlying accounting and other records used to prepare the basic financial statements or to the basic financial statements themselves, and other additional procedures in accordance with auditing standards generally accepted in the United States of America. In our opinion, combining and individual other fund financial statements, the Overhead Rate Calculation, the Financial Summary for the State of Connecticut Department of Transportation and the Schedule of Expenditures of Federal and State Awards are fairly stated in all material respects in relation to the basic financial statements as a whole.

Other Reporting Required by *Government Auditing Standards*

In accordance with *Government Auditing Standards*, we have also issued our report dated October 18, 2017, on our consideration of the Lower Connecticut River Valley Council of Governments' internal control over financial reporting and on our tests of its compliance with certain provisions of laws, regulations, contracts, and grant agreements and other matters. The purpose of that report is to describe the scope of our testing of internal control over financial reporting and compliance and the results of that testing, and not to provide an opinion on internal control over financial reporting or on compliance. That report is an integral part of an audit performed in accordance with *Government Auditing Standards* in considering Lower Connecticut River Valley Council of Governments' internal control over financial reporting and compliance.

Michaud Accavallo Woodbridge & Cusano, LLC

Killingworth, Connecticut
October 18, 2017

LOWER CONNECTICUT RIVER VALLEY COUNCIL OF GOVERNMENTS MANAGEMENT'S DISCUSSION AND ANALYSIS

As management of the Lower Connecticut River Valley Council of Governments ("RiverCOG"), we offer readers of RiverCOG's financial statements this narrative overview and analysis of the financial activities of RiverCOG for the fiscal year ended June 30, 2017.

RiverCOG ended its fifth fiscal year in good financial health. This report for the Fiscal Year 2017 Audit shows an agency that has been able to absorb unexpected cuts in state funding, due to a conservative financial approach. At the end of the fiscal year, the Connecticut Office of Policy and Management (OPM) informed the state's COGs not to expect their fourth quarter payments on their regional services grant. RiverCOG has been able to absorb this funding cut because it had left a planner position unfilled. Management is hopeful that the state funding will stabilize. The recently approved biennium budget cuts funding for COGs in Fiscal Year 2018, but promises greatly increased funding for COGs in Fiscal Year 2019. The impact of cuts or funding increases will also be impacted by OPM decisions on COG funding formulas, which may be changed in a way not advantageous to RiverCOG, by removing the merger bonuses from COGs that merged between 2012 and 2015.

The financial statements provide detailed information about the significant funds attributable to agency operations and workload. The Agency develops a budget to establish an appropriate per capita contribution from its member towns. The adopted budget is a best estimate at the time; however, program, projects, and cash flow will vary based on workload deadlines, pending grant applications, or funds receivable. Given the nature of the work within the agency, RiverCOG does not typically amend the budget during the fiscal year.

Fiscal Year 2017 brought some staffing and oversight changes. RiverCOG hired Jon Curtis to fill a regional planner position left vacant. Jon Curtis joined RiverCOG from the Philadelphia Industrial Development Corporation and the University of Pennsylvania, where Curtis earned a master's in urban planning. Also, in response to a Billing Transaction Review performed by the FHWA on the Metropolitan Planning Organizations and Rural Councils of Governments, the RiverCOG board voted to delegate authority to board officers to sign the Executive Director's time sheet and expense reimbursement requests, and to sign all staff timesheets and expense reimbursement requests in case of the absence of the Executive Director. RiverCOG's Treasurer has been signing the Executive Director's timesheets and expense reports.

FINANCIAL HIGHLIGHTS

- The assets of RiverCOG exceeded its liabilities at the close of the most recent fiscal year by \$735,962 (net assets) of this amount, \$587,535 (unrestricted net assets) may be used to meet RiverCOG's ongoing obligations.
- RiverCOG's total net assets increased by \$101,104.
- As of the close of the current fiscal year, RiverCOG's governmental funds reported combined ending fund balances of \$722,466, an increase of \$117,493 in comparison with the prior year.

OVERVIEW OF THE FINANCIAL STATEMENTS

This discussion and analysis are intended to serve as an introduction to RiverCOG's basic financial statements. RiverCOG's basic financial statements comprise three components: 1) government-wide financial statements, 2) fund financial statements, and 3) notes to the financial statements. This report also contains other supplementary information in addition to the basic financial statements themselves.

LOWER CONNECTICUT RIVER VALLEY COUNCIL OF GOVERNMENTS MANAGEMENT'S DISCUSSION AND ANALYSIS

Basis of Presentation

RiverCOG is considered a single-program governmental organization for financial reporting purposes. Governmental Accounting Standards Board ("GASB") Statement No. 34, *Basic Financial Statements – and Management's Discussion and Analysis - for State and Local Governments* require the presentation of government-wide financial statements and fund financial statements. The government-wide financial statements consist of the statement of net assets and the statement of activities while the governmental fund financial statements consist of the governmental funds balance sheet and the governmental funds statement of revenues, expenditures and changes in fund balances. RiverCOG has no business-type activities. Rather than presenting government-wide financial statements along with separate governmental fund financial statements, RiverCOG has chosen to combine the two types of financial statements as permitted by GASB Statement No. 34. Accordingly, the accompanying financial statements of RiverCOG consist of the governmental funds balance sheet/statement of net position and the governmental funds statement of revenues, expenditures and changes in fund balances/statement of activities.

Government-wide Financial Statements

The government-wide financial statements are designed to provide readers with a broad overview of RiverCOG's finances, in a manner similar to a private-sector business.

The statement of net position presents information on all of RiverCOG's assets and liabilities, with the difference between the two reported as net position. Over time, increases or decreases in net assets may serve as a useful indicator of whether the financial position of RiverCOG is improving or deteriorating.

The statement of activities presents information showing how RiverCOG's net assets changed during the most recent fiscal year. All changes in net position are reported as soon as the underlying event giving rise to the change occurs, regardless of the timing of related cash flows. Thus, revenues and expenses are reported in this statement for some items that will only result in cash flows in future fiscal periods.

Both of the government-wide financial statements display information about RiverCOG's governmental activities, which consists of regional planning. RiverCOG does not have any business-type activities.

The government-wide financial statements include only RiverCOG because there are no legally separate organizations for which RiverCOG is legally accountable.

The government-wide financial statements can be found on pages 14 and 15 of this report.

Fund Financial Statements

A fund is a grouping of related accounts that is used to maintain control over resources that have been segregated for specific activities or objectives. RiverCOG uses fund accounting to ensure and demonstrate compliance with finance-related legal requirements.

Governmental Funds

Governmental funds are used to account for essentially the same functions reported as governmental activities in the government-wide financial statements. However, unlike the government-wide financial statements, governmental fund financial statements focus on near-term inflows and outflows of spendable resources, as well as on balances of spendable resources available at the end of the fiscal year. Such information may be useful in evaluating RiverCOG's near-term financing requirements.

**LOWER CONNECTICUT RIVER VALLEY COUNCIL OF GOVERNMENTS
MANAGEMENT'S DISCUSSION AND ANALYSIS**

Because the focus of governmental funds is narrower than that of the government-wide financial statements, it is useful to compare the information presented for governmental funds with similar information presented for governmental activities in the government-wide financial statements. By doing so, readers may better understand the long-term impact of RiverCOG's near-term financing decisions. Both the governmental funds balance sheet and the governmental funds statement of revenues, expenditures and changes in fund balances provide a reconciliation to facilitate this comparison between governmental funds and governmental activities.

RiverCOG maintains 14 individual governmental funds. Information is presented separately in the governmental funds balance sheet and in the governmental funds statement of revenues, expenditures and changes in fund balances for the General Fund, Department of Transportation, Household Hazardous Waste and Recycling, Domestic Preparedness, COG Regional Plan, CDBG Resiliency/CIRCA, and SGIA/RSG Regional Planning, all of which are considered to be major funds. Data from the seven other governmental funds are combined into a single aggregated presentation. Individual fund data for each of these non-major governmental funds is provided in the form of combining statements elsewhere in this report.

The basic governmental fund financial statements can be found on pages 14 and 15 of this report.

Notes to the Financial Statements

The notes to the financial statements provide additional information that is essential to a full understanding of the data provided in the government -wide and fund financial statements. The notes to the financial statements can be found starting on page 16 of this report.

Other Information

In addition to the basic financial statements and accompanying notes, this report also contains required supplementary information other than this management's discussion and analysis that can be found starting on page 27 of this report.

Combining schedules and other supplementary information can be found starting on page 30 of this report.

GOVERNMENT-WIDE FINANCIAL ANALYSIS

Net Position

Over time, net position may serve as one measure of a government's financial position. Total net position of RiverCOG totaled \$735,962 and \$634,858, as previously reported, as of June 30, 2017 and 2016, respectively, and is summarized as follows:

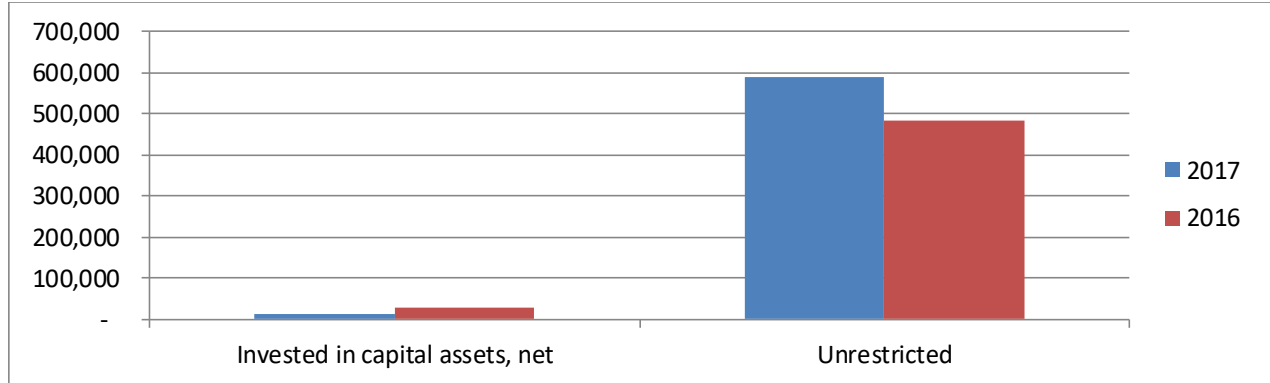
	Gov't Wide	
	2017	2016
Current and other assets	\$1,118,497	\$1,016,595
Capital assets, net	13,496	29,885
Total assets	1,131,993	1,046,480
Liabilities	162,549	100,669
Deferred inflow of resources	233,482	310,953
Other liabilities	-	-
Total liabilities	396,031	411,622
Net position:		
Invested in capital assets, net	13,496	29,885
Unrestricted	587,535	481,481
Restricted	134,931	123,492
Total net position	\$ 735,962	\$ 634,858

**LOWER CONNECTICUT RIVER VALLEY COUNCIL OF GOVERNMENTS
MANAGEMENT’S DISCUSSION AND ANALYSIS**

As of June 30, 2017, 2% of RiverCOG’s net position reflects its investment in capital assets, less any related debt used to acquire those assets that is still outstanding. RiverCOG uses these capital assets to provide services and regional planning for member towns; consequently, these assets are not available for future spending.

Of the remainder of RiverCOG’s net assets, \$587,535 is unrestricted and may be used to meet RiverCOG’s ongoing obligations. The remaining \$134,931 is restricted to specific fund use for the Household Hazardous Waste & Recycling Program.

Overall, net position increased by \$101,104 or 16% in comparison to the prior year. This increase is attributable to timing of member town services for various projects, and less grants requiring matching contributions.



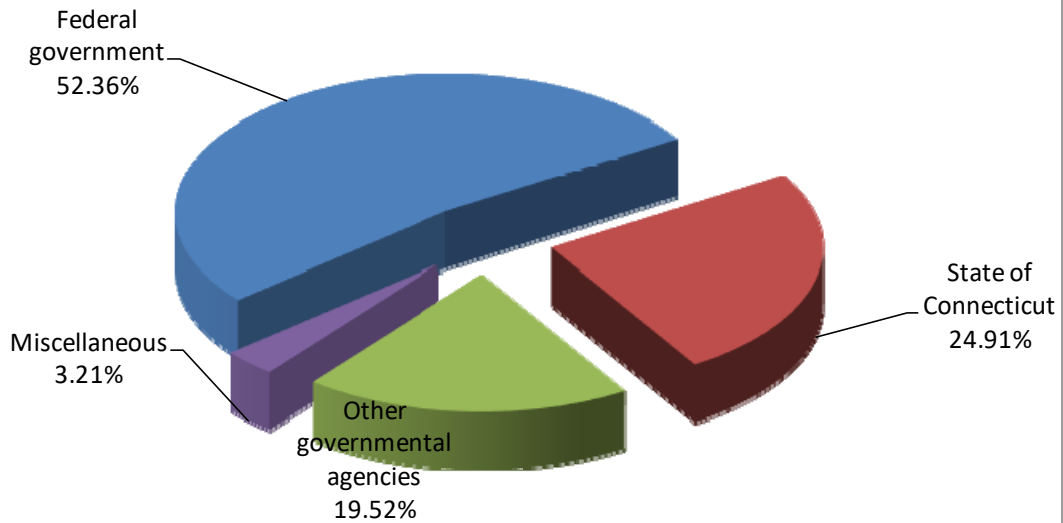
Changes in Net Position

Changes in net position for the years ended June 30, 2017 and 2016 are as follows:

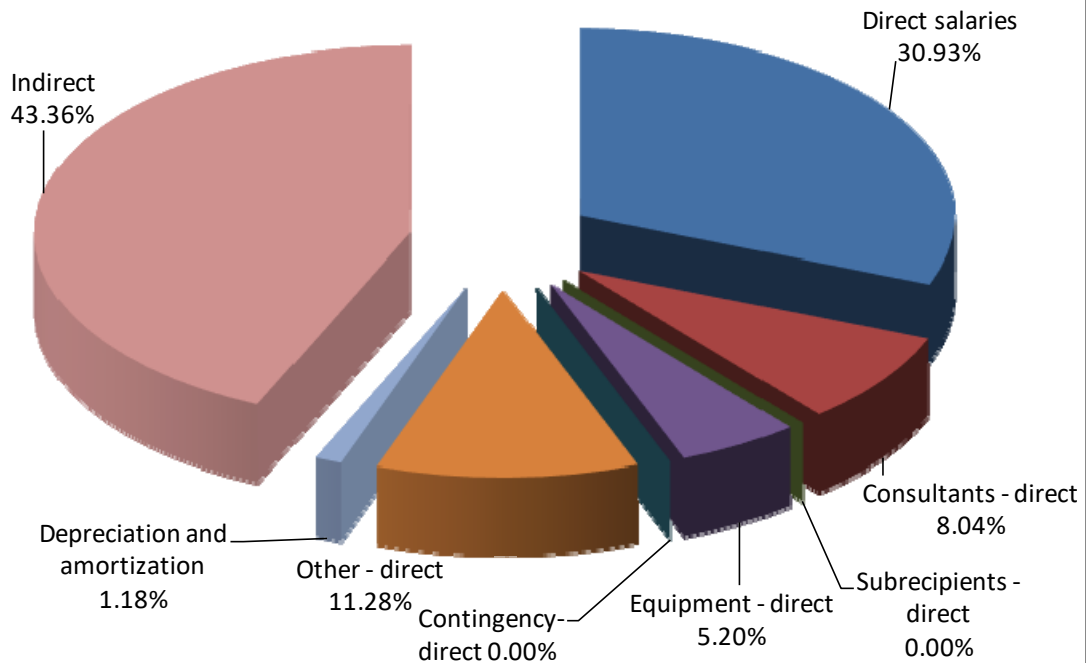
	Gov't Wide Activities	
	2017	2016
Revenues:		
Federal government	\$ 831,963	\$ 883,364
State of Connecticut	395,793	608,001
Other governmental agencies	310,232	270,450
Miscellaneous	51,061	18,190
Total revenues	1,589,049	1,780,005
Expenses:		
Direct salaries	460,176	419,969
Consultants - direct	119,681	86,254
Subrecipients - direct	-	-
Equipment - direct	77,436	187,312
Contingency - direct	-	39,875
Other - direct	167,901	275,310
Depreciation and amortization	17,582	19,737
Indirect	645,169	659,857
Total expenses	1,487,945	1,688,314
Increase (Decrease) in net position	101,104	91,691
Net position - beginning	634,858	543,167
Net position - end of year	\$ 735,962	\$ 634,858

**LOWER CONNECTICUT RIVER VALLEY COUNCIL OF GOVERNMENTS
MANAGEMENT'S DISCUSSION AND ANALYSIS**

2017 Revenues by Source - Governmental Activities



2017 Expenses - Governmental Activities



**LOWER CONNECTICUT RIVER VALLEY COUNCIL OF GOVERNMENTS
MANAGEMENT'S DISCUSSION AND ANALYSIS**

Governmental Activities

Governmental activities increased RiverCOG's net assets by \$101,104 thereby accounting for the entire increase of RiverCOG's net assets.

FINANCIAL ANALYSIS OF RIVERCOG'S FUNDS

As noted earlier, RiverCOG uses fund accounting to ensure and demonstrate compliance with finance-related legal requirements.

Governmental Funds

The focus of RiverCOG's governmental funds is to provide information on near-term, inflows, outflows, and balances of spendable resources. Such information is useful in assessing RiverCOG's financing requirements. In particular, unassigned fund balance may serve as a useful measure of RiverCOG's net resources available for spending at the end of the fiscal year.

As of the end of the current fiscal year, RiverCOG's governmental funds reported combined ending fund balances of \$722,466, an increase of \$117,493 in comparison with the prior year.

General Fund

The General Fund is the chief operating fund of RiverCOG. The entire governmental funds ending fund balances is recorded in the General Fund.

Other Major Funds

The other major funds include the Department of Transportation, Household Hazardous Waste and Recycling, Domestic Preparedness, CDBG Resiliency/CIRCA, COG Regional Plan, and the SGIA/RSG Regional Planning. These funds provide various transportation or other planning services to the Lower Connecticut River Valley Council of Governments region. The Department of Transportation, Domestic Preparedness, and CDBG Resiliency/CIRCA funds are operated on a cost-reimbursement basis, thus, there are no ending fund balances. The COG Regional Plan and the SGIA/RSG Regional Planning funds are advanced, and funds remaining at year end are recorded as deferred revenue. Any profit or loss recognized in the Household Hazardous Waste and Recycling fund affects its restricted fund balance.

BUDGETARY HIGHLIGHTS

Budgets are adopted by the Board of Directors on a modified accrual basis. The adopted annual budget covers the General Fund and the Special Revenue Funds on a combined basis.

The budget was not amended during the year.

**LOWER CONNECTICUT RIVER VALLEY COUNCIL OF GOVERNMENTS
MANAGEMENT'S DISCUSSION AND ANALYSIS**

CAPITAL ASSETS

RiverCOG's investment in capital assets for its governmental activities as of June 30, 2017 totaled \$13,496 (net of accumulated depreciation). This investment in capital assets includes furniture and equipment. The total decrease in RiverCOG's investment in capital assets for the current fiscal year was \$16,389, or 55%. There were no major capital asset transactions during the current fiscal year. The decrease is primarily attributable to current year depreciation.

The following table is a two-year comparison of the investment in capital assets presented for governmental activities:

	<u>Governmental Activities</u>	
	<u>2017</u>	<u>2016</u>
Furniture and equipment	\$ 13,496	\$ 29,885
Totals	<u>\$ 13,496</u>	<u>\$ 29,885</u>

Additional information on RiverCOG's capital assets can be found in Note 3 on page 22 of this report.

ECONOMIC FACTORS AND NEXT YEAR'S BUDGET AND RATES

RiverCOG receives intergovernmental revenues from the State of Connecticut and the Federal Government. Connecticut's economy moves in the same general cycle as the national economy. Any loss or significant reduction of these revenues could have a significant adverse impact on RiverCOG's financial position and program services.

This was considered in preparing RiverCOG's budget for fiscal year 2017.

During the current fiscal year, unassigned fund balance of the General Fund was \$587,535. RiverCOG has not appropriated any of this unassigned fund balance for spending in the 2018 fiscal year budget.

REQUESTS FOR INFORMATION

This financial report is designed to provide a general overview of RiverCOG's finances for all those with an interest in RiverCOG's finances. Questions concerning any of the information provided in this report or requests for additional information should be addressed to the Office of the Financial Administrator or Executive Director at Lower Connecticut River Valley Council of Governments, 145 Dennison Road, Essex, CT 06426.

BASIC FINANCIAL STATEMENTS

LOWER CONNECTICUT RIVER VALLEY COUNCIL OF GOVERNMENTS
STATEMENT OF NET POSITION
YEAR ENDED JUNE 30, 2017

Governmental Funds Balance Sheets

	General Fund	Department of Transportation	Household Hazardous Waste and Recycling	Total Domestic Preparedness	CDBG Resiliency/ CIRCA	COG Regional Plan	SGIA/RSG Regional Planning	Non Major Gov't Funds	Total	Adjustments (Note 8)	Gov't-Wide Stmt of Net Position
ASSETS											
Cash and cash equivalents	\$ 727,144	\$ -	\$ -	\$ -	\$ -	\$ -	\$ -	\$ -	\$ 727,144	\$ -	\$ 727,144
Receivables:											
Due from State of Connecticut	-	175,473	-	70,150	65,837	-	-	24,100	335,560	-	335,560
Due from other funds	-	-	139,949	-	-	80,313	101,883	58,020	380,165	(380,165)	-
Other receivables	598	-	-	-	13,108	-	-	22,999	36,705	-	36,705
Security deposit	8,667	-	-	-	-	-	-	-	8,667	-	8,667
Capital assets, net of accumulated depreciation	-	-	-	-	-	-	-	-	-	13,496	13,496
Total current assets	736,409	175,473	139,949	70,150	78,945	80,313	101,883	105,119	1,488,241	(366,669)	1,121,572
DEFERRED OUTFLOW OF RESOURCES											
Prepaid expenses	8,152	-	-	2,269	-	-	-	-	10,421	-	10,421
Total deferred outflows of resources	8,152	-	-	2,269	-	-	-	-	10,421	-	10,421
Total assets	\$ 744,561	\$ 175,473	\$ 139,949	\$ 72,419	\$ 78,945	\$ 80,313	\$ 101,883	\$ 105,119	\$ 1,498,662	\$ (366,669)	\$ 1,131,993
LIABILITIES											
Current liabilities:											
Accounts payable	\$ 18,660	\$ 10,088	\$ 4,340	\$ 39,322	\$ 14,570	\$ 5,115	\$ 1,545	\$ 181	93,821	\$ -	\$ 93,821
Due to State of Connecticut	-	-	-	-	-	-	-	-	-	-	-
Accrued payroll & taxes	10,165	13,905	678	-	2,465	-	-	1,168	28,381	-	28,381
Accrued compensated absences	40,347	-	-	-	-	-	-	-	40,347	-	40,347
Non current liabilities											
Obligation under capital lease	-	-	-	-	-	-	-	-	-	-	-
Due to other funds	87,854	151,480	-	33,097	61,910	-	-	45,824	380,165	(380,165)	-
Total liabilities	157,026	175,473	5,018	72,419	78,945	5,115	1,545	47,173	542,714	(380,165)	162,549
DEFERRED INFLOW OF RESOURCES											
Deferred revenue	-	-	-	-	-	75,198	100,338	57,946	233,482	-	233,482
Total deferred inflows of resources	-	-	-	-	-	75,198	100,338	57,946	233,482	-	233,482
FUND BALANCES/NET ASSETS											
Fund balances:											
Unrestricted	587,535	-	-	-	-	-	-	-	587,535	(587,535)	-
Restricted	-	-	134,931	-	-	-	-	-	134,931	(134,931)	-
Total fund balances	587,535	-	134,931	-	-	-	-	-	722,466	(722,466)	-
Total liabilities and fund balances	\$ 744,561	\$ 175,473	\$ 139,949	\$ 72,419	\$ 78,945	\$ 80,313	\$ 101,883	\$ 105,119	\$ 1,498,662		
NET POSITION											
Invested in capital assets, net of related debt										13,496	13,496
Restricted										134,931	134,931
Unrestricted										587,535	587,535
										\$ 735,962	\$ 735,962

See notes to financial statements.

LOWER CONNECTICUT RIVER VALLEY COUNCIL OF GOVERNMENTS
STATEMENT OF ACTIVITIES
YEAR ENDED JUNE 30, 2017

Governmental Funds Statement of Revenues, Expenditures and Changes in Fund Balances											
	General Fund	Department of Transportation Federal Project #UR16(001)	Household Hazardous Waste and Recycling	Total Domestic Preparedness	CDBG Resiliency/ CIRCA	COG Regional Plan	SGIA Regional Plan	Non Major Gov't Funds	Total	Adjustment (Note 8)	Gov't Wide Stmt of Activities
REVENUES											
Federal government	\$ -	\$ 522,852	\$ -	\$ 224,329	\$ 82,282	\$ -	\$ -	\$ 2,500	\$ 831,963	\$ -	\$ 831,963
State of Connecticut	-	60,328	-	-	-	24,142	274,741	36,582	395,793	-	395,793
Other governmental agencies	137,197	70,385	83,066	1,149	17,832	-	-	603	310,232	-	310,232
Miscellaneous	4,336	-	-	-	-	-	-	46,725	51,061	-	51,061
Total revenues	<u>141,533</u>	<u>653,565</u>	<u>83,066</u>	<u>225,478</u>	<u>100,114</u>	<u>24,142</u>	<u>274,741</u>	<u>86,410</u>	<u>1,589,049</u>	<u>-</u>	<u>1,589,049</u>
EXPENDITURES/EXPENSES											
Current:											
Direct costs:											
Salaries	6,751	263,282	18,370	21,159	17,605	4,255	106,065	22,689	460,176	-	460,176
Consultants	-	11,281	-	11,380	57,782	13,238	6,000	20,000	119,681	-	119,681
Subrecipients	-	-	-	-	-	-	-	-	-	-	-
Equipment	-	-	-	77,436	-	-	-	-	77,436	-	77,436
Contingency	-	-	-	-	-	-	-	-	-	-	-
Other	21,967	9,197	27,455	85,784	-	673	13,697	9,128	167,901	-	167,901
Depreciation and amortization										17,582	17,582
Indirect	9,483	369,805	25,802	29,719	24,727	5,976	148,979	31,871	646,362	(1,193)	645,169
Total expenditures/expenses	<u>38,201</u>	<u>653,565</u>	<u>71,627</u>	<u>225,478</u>	<u>100,114</u>	<u>24,142</u>	<u>274,741</u>	<u>83,688</u>	<u>1,471,556</u>	<u>16,389</u>	<u>1,487,945</u>
Excess (deficiency) of revenues over expenditures	103,332	-	11,439	-	-	-	-	2,722	117,493	(16,389)	101,104
OTHER FINANCING SOURCES (USES)											
Transfers in	2,722	-	-	-	-	-	-	-	2,722	(2,722)	-
Transfers out	-	-	-	-	-	-	-	(2,722)	(2,722)	2,722	-
Total other financing sources (uses)	<u>2,722</u>	<u>-</u>	<u>-</u>	<u>-</u>	<u>-</u>	<u>-</u>	<u>-</u>	<u>(2,722)</u>	<u>-</u>	<u>-</u>	<u>-</u>
Excess of revenues and other financing sources over expenditures and other financing uses	106,054	-	11,439	-	-	-	-	-	117,493	(117,493)	-
Change in net assets	-	-	-	-	-	-	-	-	-	\$ 101,104	101,104
Fund balances/net assets - beginning of year	481,481	-	123,492	-	-	-	-	-	604,973	-	634,858
Fund balances/net assets - end of year	<u>\$ 587,535</u>	<u>\$ -</u>	<u>\$ 134,931</u>	<u>\$ -</u>	<u>\$ -</u>	<u>\$ -</u>	<u>\$ -</u>	<u>\$ -</u>	<u>\$ 722,466</u>	<u>-</u>	<u>\$ 735,962</u>

See notes to financial statements.

LOWER CONNECTICUT RIVER VALLEY COUNCIL OF GOVERNMENTS
NOTES TO FINANCIAL STATEMENTS
JUNE 30, 2017

NOTE 1 - SUMMARY OF SIGNIFICANT ACCOUNTING POLICIES

The Lower Connecticut River Valley Council of Governments ("RiverCOG") was established on July 16, 2012 by the merger of the Connecticut River Estuary and Midstate Regional Planning Agencies. The RiverCOG provides local planning, technical and administrative services to its seventeen member towns. These are the towns of Chester, Clinton, Cromwell, Deep River, Durham, East Haddam, East Hampton, Essex, Haddam, Killingworth, Lyme, Middlefield, Middletown, Old Lyme, Old Saybrook, Portland and Westbrook. Funding is received from local towns based on a flat rate plus per capita assessments, and technical assistance contracts.

RiverCOG also receives federal financial assistance and funding from the State of Connecticut and other local agencies in the form of restricted and unrestricted grants and technical assistance contracts.

The accounting policies of the RiverCOG conform to accounting principles generally accepted in the United States of America, as applicable to governmental organizations. The following is a summary of significant accounting policies:

BASIS OF PRESENTATION

RiverCOG is considered a single-program governmental organization for financial reporting purposes. Governmental Accounting Standards Board ("GASB") Statement No. 34, *Basic Financial Statements – and Management's Discussion and Analysis - for State and Local Governments* require the presentation of government-wide financial statements and fund financial statements. The government-wide financial statements consist of the statement of net position and the statement of activities. The fund financial statements consist of the governmental funds balance sheet and the governmental funds statement of revenues, expenditures and changes in fund balances. RiverCOG has no business-type activities. Rather than presenting government-wide financial statements along with separate governmental funds financial statements, RiverCOG has chosen to combine the two types of financial statements as permitted by GASB Statement No. 34. Accordingly, the accompanying financial statements of RiverCOG consist of the governmental funds balance sheet/statement of net position and the governmental funds statement of revenues, expenditures and changes in fund balances/statement of activities.

Government-wide Financial Statements

Information presented in the government-wide statement of net assets column and in the government-wide statement of activities column of the accompanying financial statements includes all financial activities of RiverCOG. RiverCOG's activities are financed through member municipality assessments, inter-governmental revenues, and other non-exchange transactions.

Information presented in the government-wide statement of activities column demonstrates the degree to which RiverCOG's expenses are offset by revenues. Direct expenses are those that are clearly identifiable with a specific function or segment. For RiverCOG's purposes, all revenues and expenses are related to a single program, regional planning.

LOWER CONNECTICUT RIVER VALLEY COUNCIL OF GOVERNMENTS
NOTES TO FINANCIAL STATEMENTS
JUNE 30, 2017

Fund Financial Statements

Information presented in the fund financial statement columns provides information about RiverCOG's governmental funds. The emphasis of fund financial statements is on major governmental funds, each of which is displayed in a separate column. All remaining governmental funds are aggregated and reported as non-major funds.

RiverCOG reports the following major governmental funds:

General Fund - This fund is RiverCOG's primary operating fund. It accounts for all financial resources of RiverCOG, except those accounted for and reported in another fund.

Department of Transportation Fund - This fund is used for regional transportation planning services.

Household Hazardous Waste and Recycling Fund - This fund is used to staff and operate a Permanent Household Hazardous Waste Facility for the Region.

Domestic Preparedness Fund - This fund is used to support staffing, reporting and record keeping for Emergency Management funding. It is also used for pass-through implementation of Emergency Management budgeting and funding for the 30 towns comprising DEMHS Region 2.

CDBG Resiliency/CIRCA Fund - This fund is used for a Long Term Recovery - Land Use Resiliency Plan.

COG Regional Plan Fund - This fund is used to research and publish a Regional Plan of Conservation and Development.

SGIA/RSG Regional Planning Fund - This fund represents State Grant In Aid funding and Regional Services Grant funding from the state of Connecticut to support various planning activities.

MEASUREMENT FOCUS AND BASIS OF ACCOUNTING

Government-wide and Fiduciary Fund Financial Statements

The government-wide financial statements are reported using the economic resources measurement focus and the accrual basis of accounting. Revenues are recorded when earned and expenses are recorded when a liability is incurred, regardless of the timing of related cash flows. Assessments from member municipalities are recognized as revenues in the year for which they are levied. Grants and similar items are recognized as revenue as soon as all eligibility requirements imposed by the provider have been met.

LOWER CONNECTICUT RIVER VALLEY COUNCIL OF GOVERNMENTS
NOTES TO FINANCIAL STATEMENTS
JUNE 30, 2017

Governmental fund financial statements are reported using the current financial resources measurement focus and the modified accrual basis of accounting. Revenues are recognized as soon as they are susceptible to accrual, that is, when they are both measurable and available. Revenues are considered to be available if they are collected within the current period or soon enough thereafter to pay liabilities of the current period. For this purpose, RiverCOG considers revenues pertaining to member municipality assessments, grants and contracts, and interest associated with the current period to be susceptible to accrual. All other revenue items are considered to be measurable and available only when the cash is received by RiverCOG. Expenditures are recorded when the related fund liability is incurred, except for principal and interest on general long-term debt, claims and judgments and compensated absences, which are recognized as expenditures to the extent they have matured. General capital asset acquisitions are reported as expenditures in governmental funds. Proceeds of general long-term debt and acquisitions under capital projects are reported as other financing sources.

ASSETS, LIABILITIES AND FUND EQUITY

Cash and Cash Equivalents

Cash and cash equivalents include short-term, highly liquid investments with original maturities of three months or less when purchased. Cash equivalents also include investments in the State Treasurer's Short-Term Investment Fund ("STIF") which totaled \$652,536 as of June 30, 2017.

Investments

In accordance with *GASB Statement No. 31, Accounting and Financial Reporting/or Certain Investments and for External Investment Pools*, RiverCOG presents all investments at fair value.

The fair value of investments traded on public markets is determined using quoted market prices. RiverCOG invests in the STIF, which is an investment pool managed by the State Treasurer's Office. The fair value of RiverCOG's position in this pool is the same as the value of the pool shares.

Capital Assets

Capital assets, which are comprised of furniture and equipment, are reported in the government-wide financial statements. A capital asset is defined by RiverCOG as an asset with an initial individual cost of more than \$1,000 and an estimated useful life in excess of three years. Such assets are recorded at cost. Donated capital assets are recorded at estimated fair market value at the date of donation. Depreciation is computed over the estimated useful life of the asset, ranging from three to ten years, using the straight-line method and is added to accumulated depreciation each year. All depreciation is included as unallocated indirect cost.

The costs of normal maintenance and repairs that do not add to the value of an asset or materially extend assets lives are not capitalized.

Unearned/Deferred Revenue

In the government-wide and fund financial statements, this liability represents resources that have been received but not yet earned. In the fund financial statements, this liability also represents revenues considered measurable but not available during the current period.

LOWER CONNECTICUT RIVER VALLEY COUNCIL OF GOVERNMENTS
NOTES TO FINANCIAL STATEMENTS
JUNE 30, 2017

Compensated Absences

All compensated absences are accrued when incurred in the government-wide statement of net assets. Expenditures for compensated absences are recognized in the governmental fund financial statements in the current year to the extent they are paid during the year, or the vested amount is expected to be paid with available resources.

RiverCOG allows vacation time to be accrued to a maximum of 175 hours, which may be paid out upon termination of employment. RiverCOG's sick leave policy permits the accumulation of up to a maximum of 210 hours. Employees are not paid for unused sick days upon termination of employment, accordingly, sick pay is charged to expenditures when taken. No provision has been made in the financial statements for unused sick leave.

Deferred Outflows/Inflows of Resources – In addition to assets, the statement of financial position will sometimes report a separate section for deferred outflows of resources. This separate financial statement element represents a consumption of net position that applies to a future period and so will not be recognized as an outflow of resources (expense/expenditure) until then. In addition to liabilities, the statement of financial position will sometimes report a separate section for deferred inflows of resources. This separate financial statement element represents an acquisition of net position that applies to a future period and so will not be recognized as an inflow of resources (revenue) until that time. As of June 30, 2017, the governmental funds report unavailable revenues from one source, grant funds. These amounts are deferred and recognized as an inflow of resources in the period that the amounts are used for expenditures.

Net Position – Net position represents the difference between assets, deferred outflows of resources, liabilities and deferred inflows of resources. Net position is reported as restricted when there are limitations imposed on its use either through the enabling legislation adopted by RiverCOG or through external restrictions imposed by creditors, grantors, or laws or regulations of other governments. Net position on the Statement of Net Position includes net investments in capital assets, restricted for debt service and special revenue funds. The balance is classified as unrestricted and restricted based on criteria above.

Fund Balance

Information presented in the government-wide statement of net assets column includes RiverCOG's non-fiduciary assets and liabilities, with the difference reported as net assets. Net assets are reported in three categories:

Invested in capital assets, net of related debt - This category consists of capital assets, net of accumulated depreciation and amortization and reduced by outstanding balances for bonds, notes and other debt that are attributed to the acquisition, construction or improvement of those assets. RiverCOG had no capital related debt as of June 30, 2017.

Restricted net position - This category consists of net assets whose use is restricted either through external restrictions imposed by creditors, grantors, contributors, and the like, or through restrictions imposed by law through constitutional provisions or enabling legislation. For the year ended June 30, 2017, RiverCOG had \$134,931 of restricted net assets.

Unrestricted net position - This category consists of net assets, which do not meet the definition of the two preceding categories. For the year ended June 30, 2017, unrestricted net position was \$587,535.

LOWER CONNECTICUT RIVER VALLEY COUNCIL OF GOVERNMENTS
NOTES TO FINANCIAL STATEMENTS
JUNE 30, 2017

USE OF ESTIMATES

The preparation of the financial statements in conformity with accounting principles generally accepted in the United States of America requires management to make estimates and assumptions that affect the reported amounts and disclosures in the financial statements. Actual results could differ from those estimates.

NOTE 2 - CASH DEPOSITS AND INVESTMENTS

CASH DEPOSITS - CUSTODIAL CREDIT RISK

Custodial credit risk is the risk that, in the event of a bank failure, RiverCOG will not be able to recover its deposits or will not be able to recover collateral securities that are in the possession of an outside party. RiverCOG has a policy to invest all cash in such bank accounts where the funds will be insured by federal depository insurance and in Connecticut Short-Term Investment Fund, which is not insured by federal deposit insurance. RiverCOG is authorized to place funds in checking, savings, certificates of deposit, or money market accounts. Due to the timing of collections and payments, there may be times when cash balances at banks are in excess of the insurance limits. Management monitors the balance to keep risk at an acceptable level. As of June 30, 2017, RiverCOG's bank reported a balance of \$76,234, which was fully insured against loss.

All of the RiverCOG's deposits were in qualified public institutions as defined by State statute. Under this statute, any bank holding public deposits must at all times maintain, segregated from its other assets, eligible collateral in an amount equal to a certain percentage of its public deposits. The applicable percentage is determined based on the bank's risk-based capital ratio. The amount of public deposits is determined based on either the public deposits reported on the most recent quarterly call report, or the average of the public deposits reported on the four most recent quarterly call reports, whichever is greater. The collateral is kept in the custody of the trust department of either the pledging bank or another bank in the name of the pledging bank.

RiverCOG's cash and cash equivalents as of June 30, 2017 consisted of cash deposits of \$74,608 and investments in STIF totaling \$652,536. Although investments in STIF are included in cash and cash equivalents in the accompanying financial statements, such amounts are considered investments for purposes of disclosure under GASB No. 40 and are included in the investment disclosures that follow.

**LOWER CONNECTICUT RIVER VALLEY COUNCIL OF GOVERNMENTS
NOTES TO FINANCIAL STATEMENTS
JUNE 30, 2017**

INVESTMENTS

As of June 30, 2017, RiverCOG’s investments consisted of the following:

<u>Investment Type</u>	<u>Fair Value</u>	<u>Investment Maturities (In Years)</u>			
		<u>Less Than 1</u>	<u>1 to 5</u>	<u>6 to 10</u>	<u>More Than 10</u>
Debt Securities:					
Short Term Investment Fund (STIF)	\$652,536	\$652,536	\$ -	\$ -	\$ -

Because STIF has a weighted average maturity of less than 90 days, it is considered an investment with a maturity of less than one year.

The investment in equity mutual funds is maintained in the Pension Trust Fund in the statement of fiduciary net assets.

Interest Rate Risk

RiverCOG does not have a formal investment policy that limits investment maturities as a means of managing its exposure to fair value losses arising from increasing interest rates.

Credit Risk

RiverCOG has no investment policy that would further limit its investment choices beyond those limited by Connecticut state statutes. Connecticut state statutes permit RiverCOG to invest in obligations of the United States, including its instrumentalities and agencies; in obligations of any state or of any political subdivision, authority or agency thereof, provided such obligations are rated within one of the top two rating categories of any recognized rating service; or in obligations of the State of Connecticut or of any political subdivision thereof, provided such obligations are rated within one of the top three rating categories of any recognized rating service. Pension trust funds may also invest in certain real estate mortgages, in certain savings banks or savings and loan associations, or in stocks or bonds or other securities selected by the trustee, with the care of a prudent investor.

As of June 30, 2017, RiverCOG’s investments in STIF were rated AAA by Standard & Poor’s.

Custodial Credit Risk

For an investment, custodial credit risk is the risk that, in the event of the failure of counterparty, RiverCOG will not be able to recover the value of its investments or collateral securities that are in the possession of an outside party. RiverCOG does not have a policy for custodial credit risk. In accordance with GASB No. 40, RiverCOG’s investments in STIF do not require custodial credit risk disclosures because investments in STIF are not evidenced by securities that exist in physical or book entry form.

LOWER CONNECTICUT RIVER VALLEY COUNCIL OF GOVERNMENTS
NOTES TO FINANCIAL STATEMENTS
JUNE 30, 2017

NOTE 3 - CAPITAL ASSETS

Capital asset activity for the year ended June 30, 2017 consisted of the following:

	<u>Beginning</u>			<u>Ending</u>
	<u>Balance</u>	<u>Increases</u>	<u>Decreases</u>	<u>Balance</u>
Governmental Activities				
Capital assets, being depreciated:				
Furniture & Equipment	\$ 125,659	\$ 1,193	\$ -	\$ 126,852
Less accumulated depreciation and amortization for:				
Furniture & Equipment	<u>(95,774)</u>	<u>(17,582)</u>	<u>-</u>	<u>(113,356)</u>
Total capital assets, being depreciated, net	<u>29,885</u>	<u>(16,389)</u>	<u>-</u>	<u>13,496</u>
Governmental activities capital assets, net	<u>\$ 29,885</u>	<u>\$ (16,389)</u>	<u>\$ -</u>	<u>\$ 13,496</u>

Depreciation expense was charged to the functions of the primary government as follows:

General government activities	<u>\$ 17,582</u>
-------------------------------	------------------

NOTE 4 - INTERFUND RECEIVABLES AND PAYABLES

Interfund receivable and payable balances at June 30, 2017 were as follows:

<u>Receivable Fund</u>	<u>Due from other fund</u>	<u>Due to other funds</u>
Governmental Funds		
General Fund	\$ -	\$ 87,854
Department of Transportation	-	151,480
Domestic Preparedness	-	33,097
CDBG Resiliency/CIRCA	-	61,910
CT River Gateway	-	2,468
CT West IMT	-	20,000
Department of Agriculture	-	23,356
Household Hazardous Waste	139,949	-
COG Regional Plan	80,313	-
SGIA/RSG Regional Planning	101,883	-
LOTICIP	47,709	-
Elections monitor	<u>10,311</u>	<u>-</u>
Total due from/to other funds	<u>\$ 380,165</u>	<u>\$ 380,165</u>

The above balances resulted from the time lag between the dates that transactions are recorded in the accounting system and payments between funds are made.

**LOWER CONNECTICUT RIVER VALLEY COUNCIL OF GOVERNMENTS
NOTES TO FINANCIAL STATEMENTS
JUNE 30, 2017**

NOTE 5 - INTERFUND TRANSFERS

Interfund transfers for the year ended June 30, 2017 consisted of the following:

Transfers In	Transfers Out	Amount
Governmental Funds		
General Fund	Connecticut River Gateway Commission	\$ 1,715
General Fund	Elections Monitor	1,007
		<u>\$ 2,722</u>

NOTE 6 - LONG-TERM LIABILITIES

The following is a summary of changes in long-term liabilities for the year ended June 30, 2017:

	Beginning Balance	Increases	Decreases	Ending Balance	Due Within One Year
Governmental Activities					
Compensated absences	\$ 42,674	\$ 44,706	\$ 47,033	\$ 40,347	\$ 40,347

NOTE 7 - EXPLANATION OF CERTAIN DIFFERENCES BETWEEN GOVERNMENTAL FUND FINANCIAL STATEMENTS AND THE GOVERNMENT-WIDE FINANCIAL STATEMENTS

GOVERNMENTAL FUNDS BALANCE SHEET/STATEMENT OF NET ASSETS

Adjustments to convert from the governmental funds balance sheet to the government-wide statement of net assets consisted of the following as of June 30, 2017:

Capital assets, net used in governmental activities \$ 13,496

Capital assets used in governmental activities are not financial resources and therefore are not reported in the governmental funds. Those assets consist of:

Furniture & equipment	\$ 126,852
Less: accumulated depreciation and amortization	(113,356)
	<u>\$ 13,496</u>

Long-term liabilities applicable to RiverCOG's governmental activities are not due and payable in the current period and accordingly are not reported as fund liabilities. All liabilities - both current and long-term are reported in the statement of net assets. RiverCOG's long-term liability consists of compensated absences.

LOWER CONNECTICUT RIVER VALLEY COUNCIL OF GOVERNMENTS
NOTES TO FINANCIAL STATEMENTS
JUNE 30, 2017

GOVERNMENTAL FUNDS STATEMENT OF REVENUES, EXPENDITURES AND CHANGES IN FUND BALANCES/STATEMENT OF ACTIVITIES

Adjustments to convert from the governmental funds statement of revenues, expenditures and changes in fund balances to the government-wide statement of activities consisted of the following for the year ended June 30, 2017:

Depreciation and amortization expense	\$ 17,582
Capital expenditure	<u>(1,193)</u>
	<u>\$ 16,389</u>

Governmental funds report capital outlays as expenditures. However, in the statement of activities the cost of those assets are allocated over their estimated useful lives and reported as depreciation and amortization expense. Therefore, an adjustment is made for the amount by which depreciation and amortization exceeded capital outlays during the current year.

Repayments on long-term liabilities consume the current financial resources of governmental funds whereas such repayments serve to reduce the long-term liability balance of governmental activities. Therefore, an adjustment is made to account for the difference in how repayments made during the current year are treated.

NOTE 8 - PENSION PLAN

Investments of the RiverCOG's retirement plans are managed by the plan trustees under one of various pools of investment options offered by International City Manager Association Retirement Corporation (ICMA). All pension costs are fully funded each year. The plans have been adopted under the authority of the RiverCOG Board of Directors and may be amended in the future.

The RiverCOG maintains a Section 401 retirement plan, which covers all full time employees with over one year of service. The plan calls for the employer to contribute six percent of each participant's earnings for the plan year. Total payroll expense for the year ended June 30, 2017 was \$680,678, of which \$588,662 was covered by the plan. The total contribution made by RiverCOG was \$36,310.

At June 30, 2017, the participants had a balance of \$424,240 in ICMA pool plans for the 401 plan.

RiverCOG also offers its employees a deferred compensation plan created in accordance with Internal Revenue Code Section 457. The plan, available to all full time RiverCOG employees, permits them to defer a portion of their salary until future years.

Deferrals of \$28,727 were made during the year. Participation in the plan is optional and participants elect how their salary deferrals are invested. The deferred compensation is not available to employees until termination, retirement, death or unforeseeable emergency.

At June 30, 2017, the participants had a balance of \$483,526 in ICMA pool plans for the 457 plan.

Funds in these accounts are invested in mutual funds whose value is subject to market fluctuations.

LOWER CONNECTICUT RIVER VALLEY COUNCIL OF GOVERNMENTS
NOTES TO FINANCIAL STATEMENTS
JUNE 30, 2017

NOTE 9 - ECONOMIC DEPENDENCY

A large concentration of revenue is comprised of federal and state grants received from the State of Connecticut. Any loss of or significant reduction in these grants could have a significant adverse impact on RiverCOG's financial position and program services.

NOTE 10 - RISK MANAGEMENT

RiverCOG is subject to normal risks associated with its operations including property damage, personal injury and employee dishonesty. All risks are managed through the purchase of commercial insurance. Losses incurred from insured risks have not exceeded insurance coverage for any of the past three fiscal years.

NOTE 11 - OPERATING LEASE COMMITMENT

RiverCOG leases its premises from an unrelated party. The original lease ran from August 1, 2012 through July 31, 2017 and called for a total rent for the five-year period of \$268,424. A lease extension was signed, extending the lease through July 31, 2018, calling for an additional \$48,100. The rent is payable in monthly installments of \$4,333 for the first two years, \$4,507 for the next two years, \$4,688 for the following year, and \$4,008 for the final year. Minimum annual payments are as follows:

<u>For the year ending June 30,</u>	
2018	\$ 48,780
2019	<u>4,008</u>
	<u>\$ 52,788</u>

NOTE 12 – SUBSEQUENT EVENTS

Subsequent events were evaluated through October 18, 2017, the date of the financial statements were available to be issued.

REQUIRED SUPPLEMENTARY INFORMATION

**LOWER CONNECTICUT RIVER VALLEY COUNCIL OF GOVERNMENTS
BUDGETARY COMPARISON SCHEDULE
GENERAL AND SPECIAL REVENUE FUNDS
YEAR ENDED JUNE 30, 2017**

	<u>Original Budget</u>	<u>Final Budget</u>	<u>Actual</u>	<u>Variance with Final Budget Over (Under)</u>
REVENUES				
Town Dues	181,076	181,076	181,076	-
General Fund	8,500	8,500	47,824	39,324
Recycling & HHW Operations	83,066	83,066	83,066	-
Connecticut River Gateway Commission	15,000	15,000	26,725	11,725
Department of Transportation	623,379	623,379	583,179	(40,200)
LOTICIP	37,220	37,220	5,899	(31,321)
Domestic Preparedness	57,500	57,500	224,329	166,829
Resiliency & CIRCA	105,070	105,070	100,114	(4,956)
Department of Agriculture	36,017	36,017	24,101	(11,916)
SGIA Regional Planning (& RSG-017-3)	297,044	297,044	274,741	(22,303)
COG Regional Planning (POCD)	100,020	100,020	24,142	(75,878)
Other Grants/Programs	5,999	5,999	13,853	7,854
Total revenues	<u>1,549,891</u>	<u>1,549,891</u>	<u>1,589,049</u>	<u>39,158</u>
EXPENDITURES				
Salaries	755,419	755,419	680,677	(74,742)
Payroll taxes	61,944	61,944	55,221	(6,723)
Employee benefits	233,749	233,749	202,230	(31,519)
Transportation Planning	50,000	50,000	20,478	(29,522)
Recycling & HHW expenses	37,609	37,609	27,455	(10,154)
Resiliency & CIRCA	30,000	30,000	57,782	27,782
Agriculture Grant	25,000	25,000	1,637	(23,363)
COG Regional Planning (POCD)	100,000	100,000	13,911	(86,089)
SGIA Regional Plan	40,000	40,000	19,697	(20,303)
Domestic Preparedness	2,000	2,000	174,600	172,600
Other direct project cost	24,991	24,991	47,631	22,640
Maintenance & improvements	593	593	627	34
Consultants	-	-	-	-
Dues, books & subscriptions	4,949	4,949	3,385	(1,564)
Service contracts/fees	11,306	11,306	7,529	(3,777)
Insurance	13,090	13,090	12,394	(696)
Bank charges/misc.	100	100	264	164
Office rent	56,079	56,079	56,079	-
Pension Administration	1,000	1,000	1,000	-
Postage	1,200	1,200	554	(646)
Audit & legal	20,000	20,000	40,883	20,883
Reproduction & printing	4,000	4,000	1,595	(2,405)
Equipment, software	5,000	5,000	6,321	1,321
Supplies	8,202	8,202	4,845	(3,357)
I.T. Services/Licenses	18,000	18,000	17,685	(315)
Travel	2,500	2,500	2,510	10
Utilities	19,228	19,228	14,565	(4,663)
Total expenditures	<u>1,525,959</u>	<u>1,525,959</u>	<u>1,471,555</u>	<u>(54,404)</u>
Excess of revenues over expenditures	<u>\$ 23,932</u>	<u>\$ 23,932</u>	<u>117,494</u>	<u>\$ 93,562</u>
Fund balances - beginning			<u>604,973</u>	
Fund balances - ending			<u>\$ 722,467</u>	

The accompanying notes are an integral part of this schedule of required supplemental information.

**LOWER CONNECTICUT RIVER VALLEY COUNCIL OF GOVERNMENTS
NOTES TO REQUIRED SUPPLEMENTARY INFORMATION
FOR THE YEAR ENDED JUNE 30, 2017**

NOTE 1 - BUDGETARY INFORMATION

Budgets are adopted by the Board of Directors on a modified accrual basis. The adopted annual budget covers the General Fund and the Special Revenue Funds on a combined basis. Because of RiverCOG's dependency on federal, state and local budgetary decisions, revenue estimates are based upon the best available information as to potential sources of funding.

RiverCOG does not employ encumbrance accounting since at present it is not considered necessary to assure budgetary control. Any excess of expenditures over revenues will be funded by either future revenue or the respective fund balances.

RiverCOG has not amended its originally adopted budget. Excess expenditures do not represent a violation of any regulatory or statutory provisions.

NOTE 2 – COMPLIANCE – EXCESS OF EXPENDITURES OVER APPROPRIATIONS

For the year ended June 30, 2017, expenditures exceeded appropriations for the following objects (the legal level of control):

Resiliency & CIRCA	\$ 27,782
Domestic Preparedness	\$ 172,600
Other direct project cost	\$ 22,640
Maintenance & improvements	\$ 34
Bank charges/misc.	\$ 164
Audit & legal	\$ 20,883
Equipment, software	\$ 1,321
Travel	\$ 10

Over expenditures of Resiliency & CIRCA, Domestic Preparedness, and other direct project costs were due to additional consultant work, training, equipment, etc., purchased in FY2017 with available, multi-year, grant funding. The remaining over expenditures were for RiverCOG's primary operating fund. The audit and legal budget ran over due to legal counsel received for D.O.T. regulations, non-profit information, and lease/purchase negotiations for a new location.

Other Supplementary Information

**LOWER CONNECTICUT RIVER VALLEY COUNCIL OF GOVERNMENTS
 COMBINING BALANCE SHEET
 NON-MAJOR GOVERNMENTAL FUNDS
 FOR THE YEAR ENDED JUNE 30, 2017**

	Connecticut River Gateway Commission	CT West IMT	LOTICIP	Dept. of Agriculture	Elections Monitor	Total
ASSETS						
Cash and cash equivalents	\$ -	\$ -	\$ -	\$ -	\$ -	\$ -
Prepaid expenses	-	-	-	-	-	-
Receivables:						
Due from State of Connecticut	-	-	-	24,100	-	24,100
Due from other funds	-	-	47,709	-	10,311	58,020
Other receivables	2,999	20,000	-	-	-	22,999
Security deposit	-	-	-	-	-	-
Capital assets, net of accumulated depreciation	-	-	-	-	-	-
Total assets	<u>\$ 2,999</u>	<u>\$ 20,000</u>	<u>\$ 47,709</u>	<u>\$ 24,100</u>	<u>\$ 10,311</u>	<u>\$ 105,119</u>
LIABILITIES						
Current liabilities:						
Accounts payable	\$ -	\$ -	\$ -	\$ 181	\$ -	\$ 181
Accrued payroll & taxes	531	-	74	563	-	1,168
Accrued compensated absences	-	-	-	-	-	-
Non current liabilities						
Obligation under capital lease	-	-	-	-	-	-
Due to other funds	2,468	20,000	-	23,356	-	45,824
Total liabilities	<u>2,999</u>	<u>20,000</u>	<u>74</u>	<u>24,100</u>	<u>-</u>	<u>47,173</u>
DEFERRED INFLOW OF RESOURCES						
Deferred revenue	-	-	47,635	-	10,311	57,946
Total deferred inflows of resources	<u>-</u>	<u>-</u>	<u>47,635</u>	<u>-</u>	<u>10,311</u>	<u>57,946</u>
FUND BALANCES/NET ASSETS						
Fund balances:						
Unassigned	-	-	-	-	-	-
Total fund balances	-	-	-	-	-	-
Total liabilities and fund balances	<u>\$ 2,999</u>	<u>\$ 20,000</u>	<u>\$ 47,709</u>	<u>\$ 24,100</u>	<u>\$ 10,311</u>	<u>\$ 105,119</u>

**LOWER CONNECTICUT RIVER VALLEY COUNCIL OF GOVERNMENTS
 COMBINING STATEMENT OF REVENUES, EXPENDITURES
 AND CHANGES IN FUND BALANCES
 NON-MAJOR GOVERNMENTAL FUNDS
 FOR THE YEAR ENDED JUNE 30, 2017**

	Connecticut River						Total
	Gateway Commission	CT West IMT	LOT CIP	Dept. of Agriculture	Elections Monitor	US Fish & Wildlife	
REVENUES							
Federal government	\$ -	\$ -	\$ -	\$ -	\$ -	\$ 2,500	\$ 2,500
State of Connecticut	-	-	5,899	24,100	6,583	-	36,582
Other governmental agencies	-	-	-	-	-	603	603
Miscellaneous	26,725	20,000	-	-	-	-	46,725
Total revenues	<u>26,725</u>	<u>20,000</u>	<u>5,899</u>	<u>24,100</u>	<u>6,583</u>	<u>3,103</u>	<u>86,410</u>
EXPENDITURES/EXPENSES							
Current:							
Direct costs:							
Salaries	10,124	-	2,453	9,342	-	770	22,689
Consultants	-	20,000	-	-	-	-	20,000
Subrecipients	-	-	-	-	-	-	-
Equipment	-	-	-	-	-	-	-
Contingency	-	-	-	-	-	-	-
Other	666	-	-	1,636	5,576	1,250	9,128
Depreciation and amortization	-	-	-	-	-	-	-
Indirect	14,220	-	3,446	13,122	-	1,083	31,871
Total expenditures/expenses	<u>25,010</u>	<u>20,000</u>	<u>5,899</u>	<u>24,100</u>	<u>5,576</u>	<u>3,103</u>	<u>83,688</u>
Excess (deficiency) of revenues over expenditures	1,715	-	-	-	1,007	-	2,722
OTHER FINANCING SOURCES (USES)							
Transfers in	-	-	-	-	-	-	-
Transfers out	(1,715)	-	-	-	(1,007)	-	(2,722)
Total other financing sources (uses)	<u>(1,715)</u>	<u>-</u>	<u>-</u>	<u>-</u>	<u>(1,007)</u>	<u>-</u>	<u>(2,722)</u>
Excess of revenues and other financing sources over expenditures and other financing uses	-	-	-	-	-	-	-
Change in net assets	-	-	-	-	-	-	-
Fund balances/net assets - beginning of year	-	-	-	-	-	-	-
Fund balances/net assets - end of year	<u>\$ -</u>	<u>\$ -</u>	<u>\$ -</u>	<u>\$ -</u>	<u>\$ -</u>	<u>\$ -</u>	<u>\$ -</u>

**LOWER CONNECTICUT RIVER VALLEY COUNCIL OF GOVERNMENTS
FINANCIAL SUMMARY FOR THE STATE OF CONNECTICUT
DEPARTMENT OF TRANSPORTATION
FOR THE YEAR ENDED JUNE 30, 2017**

Federal Grantor: Department of Transportation
Pass-Through Grantor: Connecticut Department of Transportation
Federal CFDA Number: 20.205
Program Title: Regional Transportation Planning (FHWA/FTA)

CORE ID No. 16DOT0029AA
Transportation Agreement No. 5.15-03(15)
State Project No. DOT07169996PL
Federal Project No UR16(001)

	<u>FHWA</u> <u>State Project #</u> DOT07169996PL	<u>FTA</u> <u>State Project #</u> DOT07169996PL	<u>Total</u>
<u>Maximum Funds Authorized</u>			
FHWA \$	\$ 479,056	\$ -	\$ 479,056
ConnDOT - FHWA	55,537	-	55,537
FTA	-	75,055	75,055
ConnDOT - FTA	-	8,701	8,701
Local	64,231	10,063	74,294
TOTAL	598,824	93,819	692,643
<u>Audited Expenditures</u>			
Direct Salaries	227,620	35,662	263,282
Indirect Costs @140.46%	319,715	50,090	369,805
Direct Charges	17,704	2,774	20,478
TOTAL	565,039	88,526	653,565
<u>Distribution of Audited Costs</u>			
FHWA	452,031	-	452,031
ConnDOT - FHWA	52,157	-	52,157
FTA	-	70,821	70,821
ConnDOT - FTA	-	8,171	8,171
Local	60,851	9,534	70,385
TOTAL	565,039	88,526	653,565
<u>ConnDOT Responsibility</u>			
FHWA	452,031	-	452,031
ConnDOT - FHWA	52,157	-	52,157
FTA	-	70,821	70,821
ConnDOT - FTA	-	8,171	8,171
TOTAL	504,188	78,992	583,180
Payments Received to June 30, 2017	352,483	55,224	407,707
Payments Received after June 30, 2017	167,495	26,242	193,737
TOTAL PAYMENTS RECEIVED	519,978	81,466	601,444
Due From/(To) ConnDOT	\$ (15,790)	\$ (2,474)	\$ (18,264)

Federal Single Audit



Ansonia
158 Main Street, Suite 301
Ansonia, Connecticut 06401
P: 203-732-2311

Killingworth
166 Route 81
Killingworth, Connecticut 06419
P: 860-663-0110

New Haven
900 Chapel Street, Suite 620
New Haven, Connecticut 06510
P: 203-773-0384

Stratford
2296 Main Street
Stratford, Connecticut 06615
P: 203-377-8473

Principals
John A. Accavallo CPA
Darin L. Offerdahl MBA CPA

Francis H. Michaud Jr. CPA*
Sandra M. Woodbridge CPA*
Dominic L. Cusano MBA CPA*
*indicates retired

Guiding Successful People

INDEPENDENT AUDITOR'S REPORT ON INTERNAL CONTROL OVER FINANCIAL REPORTING AND ON COMPLIANCE AND OTHER MATTERS BASED ON AN AUDIT OF FINANCIAL STATEMENTS PERFORMED IN ACCORDANCE WITH GOVERNMENT AUDITING STANDARDS

To the Board of Directors of the
Lower Connecticut River Valley Council of Governments

We have audited, in accordance with the auditing standards generally accepted in the United States of America and the standards applicable to financial audits contained in *Government Auditing Standards* issued by the Comptroller General of the United States, the financial statements of the governmental activities, each major fund and the aggregate remaining fund information of the Lower Connecticut River Valley Council of Governments, ("RiverCOG") as of and for the year ended June 30, 2017, and the related notes to the financial statements, which collectively comprise the Council of Governments basic financial statements and have issued our report thereon dated October 18, 2017.

Internal Control Over Financial Reporting

In planning and performing our audit of the financial statements, we considered the RiverCOG's internal control over financial reporting (internal control) to determine the audit procedures that are appropriate in the circumstances for the purpose of expressing our opinions on the financial statements, but not for the purpose of expressing an opinion on the effectiveness of the Council's internal control. Accordingly, we do not express an opinion on the effectiveness of the RiverCOG's internal control.

A deficiency in internal control exists when the design or operation of a control does not allow management or employees, in the normal course of performing their assigned functions, to prevent, or detect and correct, misstatements on a timely basis. *A material weakness* is a deficiency, or a combination of deficiencies, in internal control, such that there is a reasonable possibility that a material misstatement of the entity's financial statements will not be prevented, or detected and corrected on a timely basis. *A significant deficiency* is a deficiency, or a combination of deficiencies, in internal control that is less severe than a material weakness, yet important enough to merit attention by those charged with governance.

Our consideration of internal control was for the limited purpose described in the first paragraph of this section and was not designed to identify all deficiencies in internal control that might be material weaknesses or, significant deficiencies. Given these limitations, during our audit we did not identify any deficiencies in internal control that we consider to be material weaknesses. However, material weaknesses may exist that have not been identified.

Compliance and Other Matters

As part of obtaining reasonable assurance about whether the RiverCOG's financial statements are free from material misstatement, we performed tests of its compliance with certain provisions of laws, regulations, contracts, and grant agreements, noncompliance with which could have a direct and material effect on the determination of financial statement amounts. However, providing an opinion on compliance with those provisions was not an objective of our audit, and accordingly, we do not express such an opinion. The results of our tests disclosed no instances of noncompliance or other matters that are required to be reported under *Government Auditing Standards*.

Purpose of this Report

The purpose of this report is solely to describe the scope of our testing of internal control and compliance and the results of that testing, and not to provide an opinion on the effectiveness of the Council's internal control or on compliance. This report is an integral part of an audit performed in accordance with *Government Auditing Standards* in considering the Council's internal control and compliance. Accordingly, this communication is not suitable for any other purpose.

Michaud Accavallo Woodbridge & Cusano, LLC

Killingworth, Connecticut
October 18, 2017



Ansonia
158 Main Street, Suite 301
Ansonia, Connecticut 06401
P: 203-732-2311

Killingworth
166 Route 81
Killingworth, Connecticut 06419
P: 860-663-0110

New Haven
900 Chapel Street, Suite 620
New Haven, Connecticut 06510
P: 203-773-0384

Stratford
2296 Main Street
Stratford, Connecticut 06615
P: 203-377-8473

Principals
John A. Accavallo CPA
Darin L. Offerdahl MBA CPA

Francis H. Michaud Jr. CPA*
Sandra M. Woodbridge CPA*
Dominic L. Cusano MBA CPA*
*indicates retired

Guiding Successful People

INDEPENDENT AUDITOR'S REPORT ON COMPLIANCE FOR EACH MAJOR PROGRAM AND ON INTERNAL CONTROL OVER COMPLIANCE REQUIRED BY THE UNIFORM GUIDANCE

To the Board of Directors of the
Lower Connecticut River Valley Council of Governments

Report on Compliance for Each Major Federal Program

We have audited Lower Connecticut River Valley Council of Governments ("RiverCOG") compliance with the types of compliance requirements described in the *OMB Compliance Supplement* that could have a direct and material effect on each RiverCOG's major federal programs for the year ended June 30, 2017. RiverCOG's major federal programs are identified in the summary of auditor's results section of the accompanying schedule of findings and questioned costs.

Management's Responsibility

Management is responsible for compliance with the requirements of laws, regulations, contracts, and grants applicable to its federal programs.

Auditor's Responsibility

Our responsibility is to express an opinion on compliance for each of RiverCOG's major federal programs based on our audit of the types of compliance requirements referred to above. We conducted our audit of compliance in accordance with auditing standards generally accepted in the United States of America; the standards applicable to financial audits contained in Government Auditing Standards, issued by the Comptroller General of the United States; and the audit requirements of Title 2 U.S. Code of Federal Regulations Part 200, Uniform Administrative Requirements, Cost Principles, and Audit Requirements for Federal Awards (Uniform Guidance). Those standards and the Uniform Guidance require that we plan and perform the audit to obtain reasonable assurance about whether noncompliance with the types of compliance requirements referred to above that could have a direct and material effect on a major federal program occurred. An audit includes examining, on a test basis, evidence about the RiverCOG's compliance with those requirements and performing such other procedures as we considered necessary in the circumstances.

We believe that our audit provides a reasonable basis for our opinion on compliance for each major federal program. However, our audit does not provide a legal determination of RiverCOG's compliance.

Opinion on Each Major Federal Program

In our opinion, Lower Connecticut River Valley Council of Governments, complied, in all material respects, with the types of compliance requirements referred to above that could have a direct and material effect on each of its major federal programs for the year ended June 30, 2017.

Report on Internal Control over Compliance

Management of RiverCOG is responsible for establishing and maintaining effective internal control over compliance with the types of compliance requirements referred to above. In planning and performing our audit of compliance, we considered RiverCOG's internal control over compliance with the types of requirements that could have a direct and material effect on each major federal program to determine the auditing procedures that are appropriate in the circumstances for the purpose of expressing an opinion on compliance for each major federal program and to test and report on internal control over compliance in accordance with the Uniform Guidance, but not for the purpose of expressing an opinion on the effectiveness of internal control over compliance. Accordingly, we do not express an opinion on the effectiveness of RiverCOG's internal control over compliance.

A deficiency in internal control over compliance exists when the design or operation of a control over compliance does not allow management or employees, in the normal course of performing their assigned functions, to prevent, or detect and correct, noncompliance with a type of compliance requirement of a federal program on a timely basis. *A material weakness in internal control over compliance* is a deficiency, or combination of deficiencies, in internal control over compliance, such that there is a reasonable possibility that material noncompliance with a type of compliance requirement of a federal program will not be prevented, or detected and corrected, on a timely basis. *A significant deficiency in internal control over compliance* is a deficiency, or a combination of deficiencies, in internal control over compliance with a type of compliance requirement of a federal program that is less severe than a material weakness in internal control over compliance, yet important enough to merit attention by those charged with governance.

Our consideration of internal control over compliance was for the limited purpose described in the first paragraph of this section and was not designed to identify all deficiencies in internal control over compliance that might be material weaknesses or significant deficiencies. We did not identify any deficiencies in internal control over compliance that we consider to be material weaknesses. However, material weaknesses may exist that have not been identified.

The purpose of this report on internal control over compliance is solely to describe the scope of our testing of internal control over compliance and the results of that testing based on the requirements of the Uniform Guidance. Accordingly, this report is not suitable for any other purpose.

Report on Schedule of Expenditures of Federal Awards Required by the Uniform Guidance

We have audited the financial statements of the governmental activities, each major fund, and the aggregate remaining fund information of the Lower Connecticut River Valley Council of Governments, as of and for the year ended June 30, 2017, and the related notes to the financial statements, which collectively comprise the Lower Connecticut River Valley Council of Governments basic financial statements. We issued our report thereon dated October 18, 2017, which contained unmodified opinions on those financial statements. Our audit was conducted for the purpose of forming opinions on the financial statements that collectively comprise the basic financial statements. The accompanying schedule of expenditures of federal awards is presented for purposes of additional analysis as required by the Uniform Guidance and is not a required part of the basic financial statements. Such information is the responsibility of management and was derived from and relates directly to the underlying accounting and other records used to prepare the basic financial statements. The information has been subjected to the auditing procedures applied in the audit of the financial statements and certain additional procedures, including comparing and reconciling such information directly to the underlying accounting and other records used to prepare the basic financial statements or to the basic financial statements themselves, and other additional procedures in accordance with auditing standards generally accepted in the United States of America. In our opinion, the schedule of expenditures of federal awards is fairly stated in all material respects in relation to the basic financial statements as a whole.

Michaud Accavallo Woodbridge & Cusano, LLC

Killingworth, Connecticut
October 18, 2017

**LOWER CONNECTICUT RIVER VALLEY COUNCIL OF GOVERNMENTS
SCHEDULE OF EXPENDITURES OF FEDERAL FINANCIAL AWARDS
YEAR ENDED JUNE 30, 2017**

<u>Federal Grantor/Pass Through Grantor/ Program or Cluster Title</u>	<u>Federal CFDA Number</u>	<u>Pass-Through Entity Identifying Number</u>	<u>Federal Expenditures</u>
Department of Homeland Security:			
Passed through the State of Connecticut Department of Emergency Management & Homeland Security:			
Homeland Security Regional Collaboration Program	97.067	015ALCRA	\$ 75,175
Homeland Security Regional Strategic Planning Program	97.042	015ELCRA	35,896
Homeland Security Regional Collaboration Program	97.067	016ALCRA	109,258
Homeland Security Regional Strategic Planning Program	97.067		4,000
Total Department of Homeland Security			<u>224,329</u>
Department of Transportation:			
Passed through the State of Connecticut Department of Transportation:			
Regional Transportation Planning (FHWA/FTA)	20.205	2.16-09(10)	<u>522,852</u>
Total Department of Transportation			<u>522,852</u>
Department of Housing and Urban Development:			
Passed through the State of Connecticut Department of Housing: Community Development Block Grant-Disaster Recovery			
Total Department of Housing and Urban Development	14-218	B-13-DS-09-0001	<u>82,282</u>
			<u>82,282</u>
U.S. Fish & Wildlife			
Silvio O. Conte Fish & Wildlife Refuge	15.630		<u>2,500</u>
Total U.S. Fish & Wildlife			<u>2,500</u>
			<u>831,963</u>
		Total expenditures of federal awards	\$ <u>831,963</u>

The accompanying notes are an integral part of this schedule of required supplemental information.

**LOWER CONNECTICUT RIVER VALLEY COUNCIL OF GOVERNMENTS
NOTES TO THE SCHEDULE OF EXPENDITURES OF FEDERAL AWARDS
YEAR ENDED JUNE 30, 2017**

NOTE 1 - BASIS OF PRESENTATION

The accompanying schedule of expenditures of federal awards (the Schedule) includes the federal grant activity of the Organization under programs of the federal government for the year ended June 30, 2017. The information in the Schedule is presented in accordance with the requirements of Title 2 U.S. *Code of Federal Regulations* Part 200, *Uniform Administrative Requirements, Cost Principles, and Audit Requirements for Federal Awards* (Uniform Guidance). Because the Schedule presents only a selected portion of the operations of the Organization, it is not intended to and does not present the consolidated financial position, changes in net assets or cash flows of the Organization.

NOTE 2 - SUMMARY OF SIGNIFICANT ACCOUNTING POLICIES

Expenditures reported on the Schedule are reported on the accrual basis of accounting. For cost-reimbursement awards, such expenditures are recognized following the cost principles contained in the Uniform Guidance, wherein certain types of expenditures are not allowable or are limited as to reimbursement. For performance-based awards, expenditures reported represent amounts earned.

**LOWER CONNECTICUT RIVER VALLEY COUNCIL OF GOVERNMENTS
SCHEDULE OF FINDINGS AND QUESTIONED COSTS
YEAR ENDED JUNE 30, 2017**

SECTION I - SUMMARY OF AUDITORS' RESULTS

Financial Statements

Type of auditors' report issued Unmodified

Internal control over financial reporting:

- Material weakness(es) identified? ___ Yes X No
- Significant Deficiencies identified? ___ Yes X None reported

Noncompliance material to financial statements noted? ___ Yes X No

Federal Financial Assistance

Internal control over major programs:

- Material weakness(es) identified? ___ Yes X No
- Significant deficiencies identified? ___ Yes X None reported

Type of auditors' report issued on compliance for major programs: Unmodified

Any audit finding disclosed that are required to be Reported in accordance with Uniform Guidance 2 CFR 200.516 ___ Yes X No

The following schedule reflects the major programs included in the audit:

<u>CFDA Number</u>	<u>Name of Federal Program</u>	<u>Expenditures</u>
20.505	Highway Planning and Construction (FHWA/FTA)	\$ 522,852

The dollar threshold for determining Type A and B programs is \$750,000.

Auditee qualified as low-risk auditee? X Yes ___ No

SECTION II.-FINANCIAL STATEMENTS FINDINGS

No maters were reported.

SECTION III-FEDERAL AWARD FINDINGS AND QUESTIONED COSTS

No maters were reported.

SUMMARY SCHEDULE OF THE STATUS OR PRIOR AUDIT FINDINGS

There were no findings or questioned costs reported in RiverCOG's prior year-end federal single audit.

State Single Audit



Ansonia
158 Main Street, Suite 301
Ansonia, Connecticut 06401
P: 203-732-2311

Killingworth
166 Route 81
Killingworth, Connecticut 06419
P: 860-663-0110

New Haven
900 Chapel Street, Suite 620
New Haven, Connecticut 06510
P: 203-773-0384

Stratford
2296 Main Street
Stratford, Connecticut 06615
P: 203-377-8473

Principals
John A. Accavallo CPA
Darin L. Offerdahl MBA CPA

Francis H. Michaud Jr. CPA*
Sandra M. Woodbridge CPA*
Dominic L. Cusano MBA CPA*
*indicates retired

Guiding Successful People

INDEPENDENT AUDITOR'S REPORT ON COMPLIANCE FOR EACH MAJOR PROGRAM, ON INTERNAL CONTROL OVER COMPLIANCE REQUIRED BY THE CONNECTICUT STATE SINGLE AUDIT ACT, AND ON THE SCHEDULE OF EXPENDITURES OF STATE FINANCIAL ASSISTANCE

To the Board of Directors of the
Lower Connecticut River Valley Council of Governments

Report on Compliance for Each Major State Program

We have audited the Lower Connecticut River Valley Council of Governments ("RiverCOG") compliance with the types of compliance requirements described in the State of Connecticut, Office of Policy and Management *Compliance Supplement to the State Single Audit Act* that could have a direct and material effect on each of the RiverCOG's major state programs for the year ended June 30, 2017. The RiverCOG's major state programs are identified in the summary of auditor's results section of the accompanying schedule of state findings and questioned costs.

Management's Responsibility

Management is responsible for compliance with the requirements of laws, regulations, contracts, and grants applicable to its state programs.

Auditor's Responsibility

Our responsibility is to express an opinion on compliance for each of the RiverCOG's major state programs based on our audit of the types of compliance requirements referred to above. We conducted our audit of compliance in accordance with auditing standards generally accepted in the United States of America; the standards applicable to financial audits contained in *Government Auditing Standards*, issued by the Comptroller General of the United States; and the State Single Audit Act (C.G.S. Sections 4-230 to 4-236). Those standards and the State Single Audit Act require that we plan and perform the audit to obtain reasonable assurance about whether noncompliance with the types of compliance requirements referred to above that could have a direct and material effect on a major state program occurred. An audit includes examining, on a test basis, evidence about the RiverCOG's compliance with those requirements and performing such other procedures as we considered necessary in the circumstances.

We believe that our audit provides a reasonable basis for our opinion on compliance for each major state program. However, our audit does not provide a legal determination of the RiverCOG's compliance.

Opinion on Each Major State Program

In our opinion, the Lower Connecticut River Valley Council of Governments complied, in all material respects, with the types of compliance requirements referred to above that could have a direct and material effect on each of its major state programs for the year ended June 30, 2017.

Report on Internal Control Over Compliance

Management of RiverCOG is responsible for establishing and maintaining effective internal control over compliance with the types of compliance requirements referred to above. In planning and performing our audit of compliance, we considered RiverCOG's internal control over compliance with the types of requirements that could have a direct and material effect on each major state program to determine the auditing procedures that are appropriate in the circumstances for the purpose of expressing our opinion on compliance for each major state program and to test and report on internal control over compliance in accordance with the State Single Audit Act, but not for the purpose of expressing an opinion on the effectiveness of internal control over compliance. Accordingly, we do not express an opinion on the effectiveness of RiverCOG's internal control over compliance.

A deficiency in internal control over compliance exists when the design or operation of a control over compliance does not allow management or employees, in the normal course of performing their assigned functions, to prevent, or detect and correct, noncompliance with a type of compliance requirement of a state program on a timely basis. *A material weakness in internal control over compliance* is a deficiency, or combination of deficiencies, in internal control over compliance, such that there is a reasonable possibility that material noncompliance with a type of compliance requirement of a state program will not be prevented, or detected and corrected, on a timely basis. *A significant deficiency in internal control over compliance* is a deficiency, or a combination of deficiencies, in internal control over compliance with a type of compliance requirement of a state program that is less severe than a material weakness in internal control over compliance, yet important enough to merit attention by those charged with governance.

Our consideration of internal control over compliance was for the limited purpose described in the first paragraph of this section and was not designed to identify all deficiencies in internal control over compliance that might be material weaknesses or significant deficiencies. We did not identify any deficiencies in internal control over compliance that we consider to be material weaknesses. However, material weaknesses may exist that have not been identified.

The purpose of this report on internal control over compliance is solely to describe the scope of our testing of internal control over compliance and the results of that testing based on the requirements of the State Single Audit Act. Accordingly, this report is not suitable for any other purpose.

Report on Schedule of Expenditures of State Financial Assistance Required by the State Single Audit Act

We have audited the financial statements of Lower Connecticut River Valley Council of Governments as of and for the year ended June 30, 2017 and have issued our report thereon dated October 18, 2017, which contained an unmodified opinion on those financial statements. Our audit was conducted for the purpose of forming an opinion on the financial statements as a whole. The accompanying schedule of expenditures of state financial assistance is presented for purposes of additional analysis as required by the State Single Audit Act and is not a required part of the financial statements. Such information is the responsibility of management and was derived from and relates directly to the underlying accounting and other records used to prepare the financial statements. The information has been subjected to the auditing procedures applied in the audit of the financial statements and certain additional procedures, including comparing and reconciling such information directly to the underlying accounting and other records used to prepare the financial statements or to the financial statements themselves, and other additional procedures in accordance with auditing standards generally accepted in the United States of America. In our opinion, the schedule of expenditures of state financial assistance is fairly stated in all material respects in relation to the financial statements as a whole.

Michaud Accavallo Woodbridge & Cusano, LLC

Killingworth, Connecticut
October 18, 2017

**LOWER CONNECTICUT RIVER VALLEY COUNCIL OF GOVERNMENTS
SCHEDULE OF EXPENDITURES OF STATE FINANCIAL ASSISTANCE
YEAR ENDED JUNE 30, 2017**

<u>State Grantor/Pass-through Grantor/Program Title</u>	<u>State Grant Program Core - CT Number</u>	<u>Expenditures</u>
Department of Transportation		
Regional Transportation Planning Agreement #5.15-03(15)	12062-DOT57184-22108	\$ 60,328
LOTICIP Grant# DOT01703280GR	13033-DOT57000-43584	<u>5,899</u>
Total Department of Transportation		\$ 66,227
Department of Agriculture		
Agriculture Viability Grant Program	12060-DOA 90456	<u>\$ 24,100</u>
Total Department of Agriculture		<u>\$ 24,100</u>
Office of the Secretary of the State		
Regional Election Monitor	SOTS MOU with COGs 4-124i	<u>\$ 6,583</u>
Total Office of the Secretary of the State		<u>\$ 6,583</u>
Total State Financial Assistance before exempt programs		<u>\$ 96,910</u>
EXEMPT PROGRAMS		
Office of Policy and Management		
SGIA Regional Planning	12060-OPM 20600-35457	\$ 48,576
SGIA Regional Planning - SGIA 015-3	12060-OPM 20600-35457	73,155
Regional Services Grant - RSG 017-3	12060-OPM 20870-35457	153,010
Regional Plan of Conservation and Development	12060-OPM 20600-35457	<u>24,142</u>
Total Office of Policy and Management		\$ 298,883
Total Exempt Programs		<u>\$ 298,883</u>
TOTAL STATE FINANCIAL ASSISTANCE		<u><u>\$ 395,793</u></u>

**LOWER CONNECTICUT RIVER VALLEY COUNCIL OF GOVERNMENTS
NOTES TO THE SCHEDULE OF EXPENDITURES
OF STATE FINANCIAL ASSISTANCE
YEAR ENDED JUNE 30, 2017**

NOTE 1 - SUMMARY OF SIGNIFICANT ACCOUNTING POLICIES

The accounting policies of the RiverCOG conform to accounting principles generally accepted in the United States of America as applicable to governmental organizations. The following is a summary of the more significant policies relating to the aforementioned grant programs.

BASIS OF ACCOUNTING

The accompanying schedule of expenditures of state financial assistance has been prepared on the accrual basis consistent with the preparation of the basic financial statements. Information included in the schedule of expenditures of state financial assistance is presented in accordance with regulations established by the State of Connecticut, Office of Policy and Management.

For cost reimbursement awards, revenues are recognized to the extent of expenditures. Expenditures have been recognized to the extent the related obligation was incurred within the applicable grant period and liquidated within 90 days after the end of the grant period.

For performance-based awards, revenues are recognized to the extent of performance achieved during the grant period.

The schedule of expenditures of state financial assistance contained in this report is prepared based on regulations established by the State of Connecticut Office of Policy and Management. In accordance with these regulations (Section 4-236-22), certain financial assistance is not dependent on expenditure activity or the achievement of performance goals and, accordingly, is considered expended in the fiscal year of receipt. These financial assistance program receipts are reflected in the expenditures column of the schedule of expenditures of state financial assistance.

**LOWER CONNECTICUT RIVER VALLEY COUNCIL OF GOVERNMENTS
SCHEDULE OF FINDINGS AND QUESTIONED COSTS
YEAR ENDED JUNE 30, 2017**

Section I - Summary of Auditors' Results

Financial Statements

Type of auditors' report issued: Unmodified

Internal control over financial reporting:

- Material weakness(es) identified? yes no
- Significant deficiency(ies) identified? yes none reported
- Noncompliance material to financial statements noted yes no

State Financial Assistance

Internal control over major programs:

- Material weakness(es) identified? yes no
- Significant deficiency(ies) identified? yes none reported

Type of report issued on compliance for major programs: Unmodified

Any audit findings disclosed that are required to be reported in accordance with Section 4-236-24 of the Regulations to the State Single Audit Act? yes no

The following schedule reflects the major programs included in the audit:

<u>State Grantor and Program State</u>	<u>Core-CT Number</u>	<u>Expenditures</u>
Regional Transportation Planning Agreement #5.15-03(15)	12062-DOT57184-22108	\$ 60,328
Dollar threshold used to distinguish between type A and type B programs:	\$100,000	

**LOWER CONNECTICUT RIVER VALLEY COUNCIL OF GOVERNMENTS
SCHEDULE OF FINDINGS AND QUESTIONED COSTS
YEAR ENDED JUNE 30, 2017**

II. FINANCIAL STATEMENT FINDINGS

No findings were reported.

III. STATE FINANCIAL ASSISTANCE FINDINGS AND QUESTIONED COSTS

No findings were reported.



Ansonia
158 Main Street, Suite 301
Ansonia, Connecticut 06401
P: 203-732-2311

Killingworth
166 Route 81
Killingworth, Connecticut 06419
P: 860-663-0110

New Haven
900 Chapel Street, Suite 620
New Haven, Connecticut 06510
P: 203-773-0384

Stratford
2296 Main Street
Stratford, Connecticut 06615
P: 203-377-8473

Principals
John A. Accavallo CPA
Darin L. Offerdahl MBA CPA

Francis H. Michaud Jr. CPA*
Sandra M. Woodbridge CPA*
Dominic L. Cusano MBA CPA*
*indicates retired

Guiding Successful People

Independent Auditors' Report

Board of Directors of
Lower Connecticut River Valley Council of Governments
Essex, CT 06426

We have audited the schedule of indirect costs of the Lower Connecticut River Valley Council of Governments for the year ended June 30, 2017. This schedule is the responsibility of the Lower Connecticut River Valley Council of Governments management. Our responsibility is to express an opinion on this schedule based on our audit.

We conducted our audit in accordance with generally accepted auditing standards and the standards applicable to financial audits contained in *Government Auditing Standards*, issued by the Comptroller General of the United States. Those standards require that we plan and perform the audit to obtain reasonable assurance about whether the schedule is free of material misstatement. An audit includes examining, on a test basis, evidence supporting the amounts and disclosures in the schedule. An audit also includes assessing the accounting principles used and significant estimates made by management, as well as evaluating the overall schedule presentation. We believe that our audit provides a reasonable basis for our opinion.

The accompanying schedule was prepared on a basis of accounting practices prescribed by OMB Circular *A-87*, as discussed in Note 1, and is not intended to be a presentation in conformity with accounting principles generally accepted in the United States of America.

In our opinion, the schedule referred to above presents fairly, in all material respects, the direct labor, fringe benefits and general overhead of the Lower Connecticut River Valley Council of Governments for the year ended June 30, 2017 on the basis of accounting described in Note 1.

In accordance with *Government Auditing Standards*, we have also issued a report dated October 18, 2017 on our consideration of the Lower Connecticut River Valley Council of Governments internal control over financial reporting and its compliance with laws and regulations.

This report is intended for the information and use of the Board of Directors and management of the Lower Connecticut River Valley Council of Governments and the State of Connecticut Department of Transportation and is not intended to be and should not be used by anyone other than these specified parties.

Michaud Accavallo Woodbridge & Cusano, LLC

Killingworth, Connecticut
October 18, 2017

**LOWER CONNECTICUT RIVER VALLEY COUNCIL OF GOVERNMENTS
STATEMENT OF INDIRECT COSTS
YEAR ENDED JUNE 30, 2017**

INDIRECT COSTS

Salaries	\$ 220,503
Payroll taxes	55,221
Audit/legal	40,883
Dues, books and subscriptions	3,343
Service contract/fees	7,529
Insurance	179,314
Miscellaneous expense	306
Office rent	56,079
Employee benefits	36,310
Office expense	7,888
Repairs & maintenance	627
I.T. service/license contracts	21,284
Travel	2,510
Utilities	<u>14,565</u>
Total indirect costs	<u>\$ 646,362</u>
 TOTAL PAYROLL	 \$ 680,678
LESS: Indirect payroll	<u>220,503</u>
Payroll base	<u>\$ 460,175</u>
 Overhead rate	 <u>140.46%</u>

See notes to financial statements.

**LOWER CONNECTICUT RIVER VALLEY COUNCIL OF GOVERNMENTS
NOTES TO SCHEDULE OF INDIRECT COSTS
FOR THE YEAR ENDED JUNE 30, 2017**

NOTE 1 - DESCRIPTION OF ENTITY

Lower Connecticut River Valley Council of Governments was established on July 16, 2012, by the merger of the Connecticut River Estuary and Midstate Regional Planning Agencies, and organized under the laws of the State of Connecticut in accordance with General Statutes Sections 4-124i through 4-124p and Special Act No. 73-79 of the Connecticut General Assembly.

Lower Connecticut River Valley Council of Governments is considered to be a legally separate organization under a joint venture agreement with the member municipalities. Lower Connecticut River Valley Council of Governments has the right to enter into legal contracts and incur its own debt. Lower Connecticut River Valley Council of Governments mission, as a regional council of governments, is to provide a centralized agency responsible for coordinating regional planning activities that benefit its members. Lower Connecticut River Valley Council of Governments has the authority to apply for federal and state funds to further the activities and purpose of the agency.

Each member community appoints representatives to sit on the Lower Connecticut River Valley Council of Governments Board of Directors. The Board is responsible for establishing and approving policies, resolutions and the annual budget. Member assessments are charged on a flat rate plus a per capita basis and approved by the Board.

NOTE 2 - BASIS OF ACCOUNTING AND DESCRIPTION OF ACCOUNTING SYSTEMS

Lower Connecticut River Valley Council of Governments policy is to prepare its schedule of indirect costs (the Schedule) on the basis of accounting practices prescribed by *Cost Principles for State, Local, and Indian Tribal Governments* (OMB Circular A-87). Accordingly, the Schedule is not intended to present the costs of the Lower Connecticut River Valley Council of Governments in conformity with accounting principles generally accepted in the United States of America.

NOTE 3 - BASIS OF PRESENTATION

The Schedule presents indirect expenses and rate calculation for the Lower Connecticut River Valley Council of Governments for the year ended June 30, 2017.

Criteria used for determining allowable costs and the method of rate calculation are 2 CFR Part 225, *Cost Principles for State, Local, and Indian Tribal Governments* (OMB Circular A-87).